


# Genesee Valley Pond & Koi Club Newsletter

Volume 15 Issue 09

September 2011

## 2011 GVPAKC Pond Tour Paul and Jean Pond



# Genesee Valley Pond & Koi Club Newsletter

## “News From Norm”

**Important: There will be no club meeting on Sept 2nd. We will look forward to seeing you at the next meeting, scheduled on Friday, Sept. 9<sup>th</sup>!**

### 2011 GVPAKC Pond Tour

On Saturday, August 6<sup>th</sup>, club members, along with their guests toured eight beautiful and unique pond sites. Making the tour memorable were: pristine koi ponds, double cascading waterfalls, whimsical garden and pond art, collections of beautiful fish, naturalized plantings varying in size from carpets of miniature creeping thyme to an expansive wooded landscape featuring hundreds of hostas, distinctive rocky landscapes, a farm (where we got to pet and feed horses, goats and bunnies), and custom designed filtration systems. Thank you to all our hosts: Brad Berdych, Paul and Jean Jacoby, Brad and Cindy Lang, Brad Carlson, Dan Mayer, James Ecker and Frank Mule, Lou and Melissa Ferrari, and Bob and Yvonne Wheeler who hosted our annual picnic.

□



### Common Mistakes

Some common mistakes people make when building a pond and waterfall that can lead to problems down the road.

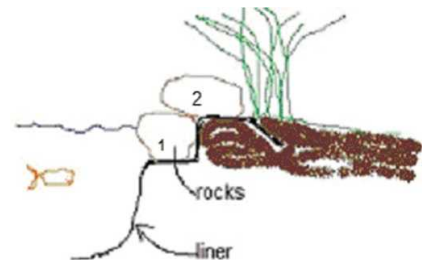
- When using a mechanical digging machine don't

over dig the hole, shelves may be better off cut in with a shovel to keep them firm and solid.

- Don't trim your liner until the pond has been running for about 3 months.
- Don't making the pond too small.
- Don't use a filter that is too small, you can't have too big of a filter.
- Put a settling chamber and mechanical filter pads before the pump.
- When you are using expanding foam, put TWO (2) or more sets of rubber gloves on. As one set gets too gunked up, you just remove it and have a clean pair to start over with.
- Water will find a way to wick up, leak out or sidle sideways to escape your liner.
- If you are on municipal water, use a chlorine filter when adding water to the pond. This could save your fish.
- A low water shut off gizmo (made for sump pumps) will shut off the pump if there is some kind of a malfunction and the water is spraying all over the yard instead of going back into the pond. A pond can drain dry very quickly.
- Have a quarantine set-up for new fish or sick fish. It is devastating to add beautiful new fish to a

pond only to have fish dying off in droves.

- Know in advance that no matter how much you plan you will always find something else to add, expand, pick up or move.
- Think about large rainfalls and where all that rainwater should go. Water from yards should not run into ponds. So, plan embankments, grading, edging accordingly. Also, consider an overflow for the pond itself - that excess water has to go somewhere.
- Plan your edges so that the black rubber doesn't show. The ledge under rock one needs to be level all the way around the pond. Rock one needs to have some thickness so that the water level can go up and down a little without showing the liner above the waterline. The ground needs to slope away from the edge so that rainwater doesn't drain into pond. Plants help soften it up.



- Think about the pond shape so there are no dead areas where the current would not circulate through. These areas can collect gunk and grow

## Genesee Valley Pond & Koi Club Newsletter

unwanted algae.

- If you are using external pumps and they are in a vault below grade, make sure that water cannot seep up from below and flood the pump.
- If running a waterfall over the winter, make sure to think about ice dams and inadvertently emptying the pond. □




### Murphy's pond and garden laws.

- If the wind picks up, it will blow all lightweight stuff right into the pond.
- If you are standing or sitting nearby the pond and drop something, it will bounce straight into the water.
- If you flip the hose around, it will behead your favorite blooms.
- If you are trimming pond plants, the stems you really need to cut will be just exactly out of reach from land.
- If anything with water in it turns over, it will spill right into your shoe.
- If you temporarily move a rock, you will fall over it.
- If a shrub, tree or flower dies, it will be the middle one in a row.
- If you have water and frogs you will have a snake.
- If you have a wife afraid of snakes you will have to do anything that involves reaching into said pond after that,
- If you buy expensive fish they will become sashimi for a heron.
- If children visit there will be foreign objects in the pond.
- The "beautiful" plant will become aggressive and overpower more delicate plants AND become impossible to eradicate.
- The day you host a BBQ nothing of significance will be blooming.
- Waterfall and streams will find the path of least resistance, and the basement stairwell even if it is uphill.
- If you have a son, no matter how old he is (26!), he will skip stones into your pond even though you've told him that we do NOT have stones/rocks in the bottom of ours!
- If you finally get rid of the pea soup algae in your pond, you will get a great case of string algae a few weeks later!
- If you run the pump through the winter it will back up and drain the pond on the coldest day of the year, probably in the middle of a howling blizzard.
- When you race back with your camera, the interesting or beautiful critter will have flown, crawled, swum or slithered away. Or if it by great luck it is still there, your camera battery will have died.
- If you put the hose in the pond to fill it and walk away, you will not remember that it is running until the middle of the night.
- If you remove a tree close to your pond because of the leaves it deposits in your pond, you will find out how many leave and seed pods it kept from going into your pond.
- When you've topped up the water level to a satisfactory height, a rainstorm will come by during the night and raise the level that much more, potentially "drowning" your lily blossoms in the process.
- When you attempt to trim that stem that is \*just\* within reach, you'll slip and trim the perfectly fine stem(s) around it instead.
- Rocks delicately placed on the edge of the pond will fall in. (especially if it is at the deep end of the pond)
- When you reach the zen stage of blissful calm and quiet in your garden, your neighbor will start his leafblower.

## Genesee Valley Pond & Koi Club Newsletter

- Your most expensive tool will be the one that is lost.
- When cut your liner, while building your pond, you will wish you had done it differently before you have time to lay your utility knife down
- If you raise an edge of your stream liner to fix an overflow, it will be overflowing somewhere else the next morning
- If you have 'designed' the perfect pond, a specific size, later you will wish you had doubled the size.
- If you have lots a rain and a high water table your pump box will flood and your pumps will be sitting in water.
- If you use quilt batting near an external pump it may find its way into the pump and wind itself around the pump.
- The koi that decides to leap out, will be your favorite.
- The torrential rains will start the day you start to dig.
- The power outage will occur when you are on vacation, on the hottest or coldest day of the year.
- The one and only time you slip and fall while in the pond, is the one and only time you are wearing the hearing aid that cost more than the pond itself.
- If you have a pond you will spend many hours maintaining the plants, fish, liner, pumps whatever but you will also spend many hours sitting by the pond enjoying the sound of the waterfall and the antics of your pond inhabitants including the happy dance.

□



# Genesee Valley Pond & Koi Club Newsletter

## Our Sponsors

**MARS**  
fishcare



<http://www.marsfishcare.com/>

## BERGEN WATER GARDENS AND NURSERY

7443 Buffalo Road  
Churchville, NY 14428

585-293-2860

<http://www.bergenwatergardens.com>

**Genesee Valley Pond & Koi Club**  
140 Winslow Ave,  
Rochester NY 14620

---

### **Board Members 2011**

President: Bob Wheeler  
Vice President: Larry Hursh  
Secretary: Open  
Treasurer: Denis Monefeldt  
Pond Tour Chairperson: Norm James  
Refreshments: Yvonne Wheeler  
Newsletter Editors: N James, B Wheeler and L Hursh,  
Webmaster: Norm James - [gvpakc@rochester.rr.com](mailto:gvpakc@rochester.rr.com)

### **Purpose of the Club**

- To promote, create and enlarge the hobby of keeping, breeding, appreciating and exhibiting koi and goldfish.
- To promote and appreciate the hobby of water gardening.
- To disseminate information about koi, goldfish and water gardening.
- To socialize and have fun.

We meet in a very friendly atmosphere at 7:00 pm, the first Friday of every month, at the Rochester Civic Garden Center (the Castle), 5 Castle Park, off Reservoir Ave., in Highland Park. Parking is free. Anyone interested in water gardening and/or Koi is welcome to join us. We ask that you consider joining the club after your third visit.

For more information call Bob Wheeler. (585) 461-5315 or e-mail [BobWheeler58@gmail.com](mailto:BobWheeler58@gmail.com) or visit the club website at <http://www.gvpakc.org>

### **Calendar of Events**

**September 2 2011**, No GVPAKC meeting due to Holiday Weekend. Move to Sept 9.

**September 9, 2011, Meeting:** Friday 7PM, GVPAKC meeting at Warner Castle.

**October 7, 2011, Meeting:** Friday 7PM, GVPAKC meeting at Warner Castle.

“Naturally Green” - A live gardening show every Saturday from **9-10 am** on **WYSL 1040 AM**.